



Packing List



- Health-Key Keyboard
- USB-C to USB-A 2.0 Cable
- 2.4G Wireless USB Dongle
- Quick User Manual

Let's Start

The Health-Key arrives to you fully charged and ready to go. The Health-Key keyboard can be connected any of 3 ways (USB Cable, 2.4GHz Wireless Dongle, or Bluetooth).

- **USB Cable (Cable included):** If deploying by USB cable, just plug it in, press the “USB” key, () , and start typing. Connection is confirmed by the LED indicator.
- **2.4GHz Wireless Dongle (Dongle included):** If connecting wirelessly, you must choose between 2.4Ghz and Bluetooth wireless. The Health-Key “Device 1” is pre-programmed for the included 2.4GHz Dongle. Just plug in the Dongle to any USB port on your TV, PC or other devices; press the “Device 1” key () , and start typing. Connection is confirmed by the LED indicator.
- The Health-Key keyboard has 3 built-in Bluetooth channels. To connect the keyboard to a Bluetooth device, please view the Instruction Manual here: www.hci-tv.com/documents/

Where's the Touchpad:

- Uniquely, the Health-Key keyboard has 2 Touchpads built-in. BOTH the Alphabetic area and the Numeric area are Touchpads.
- To enable the alphabetic area touchpad, press the button marked: 
- To enable the numeric area touchpad, press the button marked: 

Sleep mode

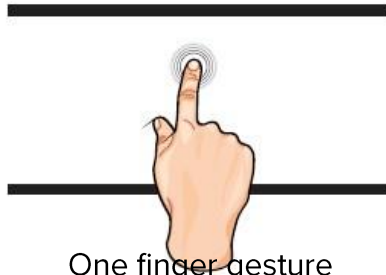
- To maximize battery life, Health-Key keyboard will enter sleep mode after 10 minutes of not being in use.
- The keyboard will awake from sleep mode by gesturing left or right on the “Slide to Wake” area.



Touchpad Gestures

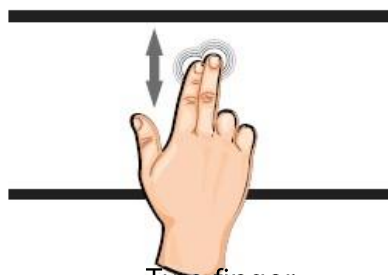
The Health-Key Keyboard Touchpad areas support multi-finger gestures as below:

One Finger Gesture



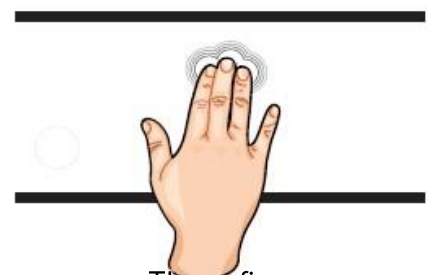
One finger gesture will move the cursor around the screen.

Two Finger Gesture



Two finger gestures will scroll the page.

Three Finger Gesture



Three finger gestures will drag an object around the screen.

Backlight:

The Health-Key has a built in white backlight for keyboard usage in the dark. To turn on the backlight press the  key; press again to turn off.


Battery Reminder

- **60%-100%:** Green LED light on
- **20%-60%:** Yellow LED light on,
- **Less than 20%:** Red LED flash.


Charging Keyboard

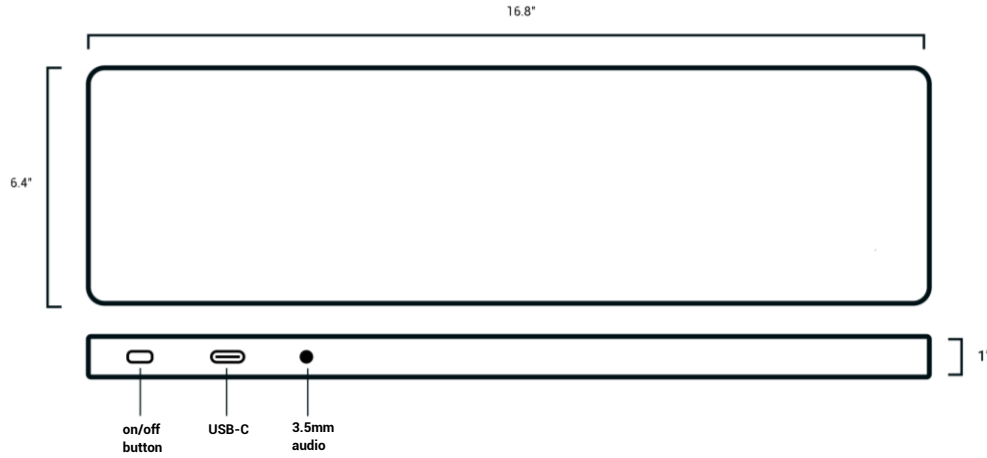
- Plug the USB cable (included) into the USB Type C port and then into the USB outlet.
- The Charging LED will illuminate red during charging. The battery is fully charged once the battery LED light turns green.
- The keyboard takes approximately 4 hours to be fully charged.

Bluetooth Audio

- Press Bluetooth audio key  **F12** : enter Bluetooth pairing mode, then LED light will flash.
- Select pairing name “Health-Key Audio” in your device to connect. The LED light will remain illuminated after connected.

Cleaning

- To start cleaning the keyboard press  for 5 seconds. This will pause the keyboard and prevent unwanted typing during cleaning.
- The Health-Key Keyboard has a featured built-in that will notify the user on when the device needs to be cleaned. This is dependent on the amount of maximum touches the user sets up for the keyboard.
- Download the Health-Key Cleaning Software here: <http://hci-tv.com/HealthKey/Software-V1.5.2.msi>



SPECS

PRODUCT SPECS

- ▶ Model Number: HCI-HealthKey
- ▶ Color: White
- ▶ Dimensions: 16.8" x 6.4" x 1"
- ▶ Weight: 1.95 lbs.
- ▶ Shipping Weight: 4lbs.

PACKING LIST

- ▶ Cable: USB-C to USB-A 2.0 Cable
- ▶ Adapter: 2.4G Wireless USB Adapter
- ▶ Documentation: Quick User Manual

WIRELESS CONNECTIONS

- ▶ Connection 1: Channel 1, 2 & 3: 2.4Ghz USB Receiver (Included Dongle paired with Channel 1)
- ▶ Connection 2: Channel 1, 2 & 3: Bluetooth Smart (HID Profile)

WIRELESS ENCRYPTION

- ▶ Type: Bluetooth Audio & 128 bit AES

BATTERY

- ▶ Charging: Rechargeable 4000mah Built-In
- ▶ Battery Life: 10 days

TECHNICAL

- ▶ Compatibility: Microsoft Windows Operating System
Android 2.2 or higher, iOS 5 or higher,
Max OSX 10.10 or higher, Chrome OS
- ▶ Construction: ABS Plastic Case; Tempered Glass
Touch Type Surface; LED Backlight
- ▶ Key Layout: 104 Key US English + Audio Visual
Controls
- ▶ Environmental: IP67 (Splash and Water proof to 3M)
Dishwasher Safe

LED INDICATOR

- ▶ Types: Power On, Battery Level, Bluetooth
Channel (3x), USB Wired, MousePad 1,
MousePad 2, Clean Counter Exceeded,
(Setpoint 1,000 - 1,000,000) Audible
Feedback (Beep), Haptic Feedback,
Bluetooth Audio Enabled

WARRANTY

- ▶ 90 days parts/labor Yes